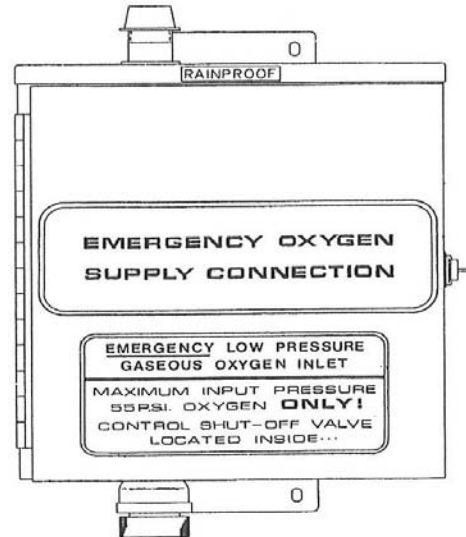


Emergency Oxygen Connection Box Assembly

Elements

- Built-in shut-off valve
- Includes gauge for pressure verification
- Includes pre-set pressure relief valve (set at 80 psi)
- Available in two pipe sizes – 3/4" and 1-1/4"
- Available in two mounting styles – Surface and Recessed
- Safety door remains open during use
- NEMA 3R or NEMA 12 rated box
- Provision for padlock



Description

The Chemetron® Emergency Oxygen Connection Box shall be used as a temporary connection for oxygen during an emergency situation. The completed box shall incorporate a shutoff ball valve for controlling access to the main oxygen supply line. Also included is a pressure relief valve, pre-set at 80 psi, to be installed directly downstream from the shutoff valve to protect the piping system from exposure to excessive pressure. An internal 0 -100 psi pressure gauge shall be installed within the box to verify delivery pressure to the system. Surface-mounted connection box shall be housed in a NEMA 3R rainproof cabinet. Flush-mounted connection box shall be housed in a NEMA 12 cabinet. Each connection box shall have provisions for a padlock to prevent tampering and unauthorized access.

Each Emergency Oxygen Connection Box shall require, as separate items, two check valves of appropriate size, one located in the main line

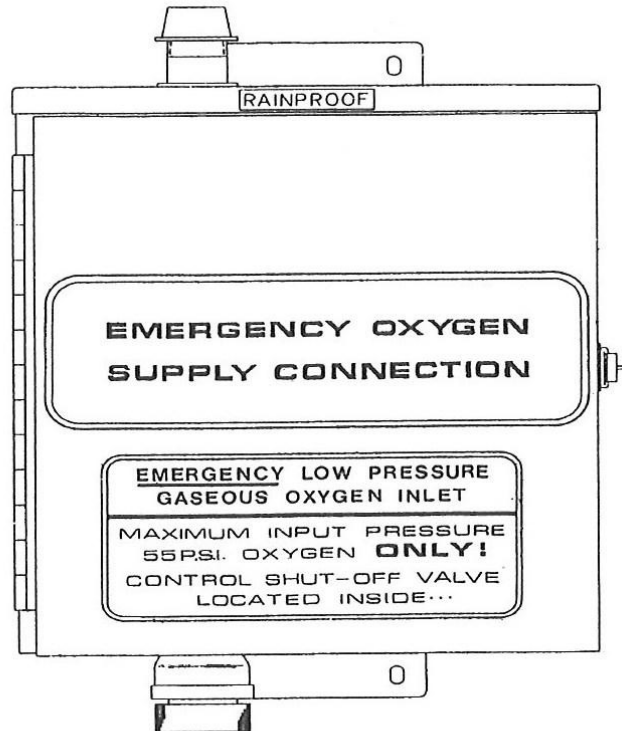
between the main shutoff valve and the tied-in connection, and one between the tied-in connection and the emergency supply shutoff valve. This is per NFPA 99 "Emergency Low Pressure Gaseous Oxygen Inlet."

Check valves are to be installed in the emergency low pressure gaseous oxygen supply line where indicated, per NFPA 99. Check valves are cleaned for oxygen use, are cast bronze body, with straight-through design for minimum pressure drop. The check valve shall have a positive seal with a self-aligning ball-type check, with a spring-loaded flapper mating with a cone seat. Ball check will be vibration free and fast-acting for silent operation. Check valves must be ordered separately.

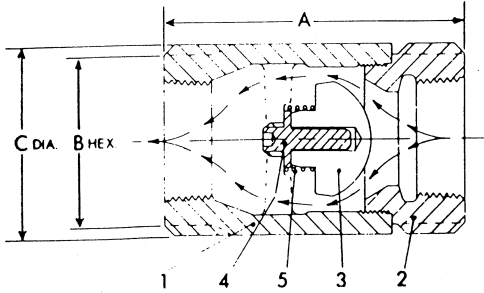
Boxes shall be Chemetron model 77-81-30XX.

Ordering Information

Emergency Oxygen Connection Box					
Catalog Number	Quantity	Description	Width	Height	Depth
77-81-3001		Emergency O2 Box, surface mounted 3/4"	12"	10"	6"
77-81-3002		Emergency O2 Box, surface mounted 1-1/4"	12"	12"	6"
77-81-3021		Emergency O2 Box, recessed mounted 3/4"	12"	16"	7"
77-81-3031		Emergency O2 Box, recessed mounted 1-1/4"	16"	20"	7"



Dimensional Data



MATERIALS OF CONSTRUCTION

- 1. Body Cast Bronze
- 2. Tail Piece Brass — (1/4"–1"), Cast Bronze — (1-1/14"–3")
- 3. Ball Check Glass Filled TFE Teflon
- 4. Guide Brass
- 5. Spring 300 Series Stainless Steel

Ordering Information

Check Valve								
Catalog Number	77-05-0002	77-05-0003	77-05-0004	77-05-0005	77-05-0006	77-05-0008	77-05-0010	77-05-0012
Valve Size	1/2"	3/4"	1"	1-1/4"	1-1/2"	2"	2-1/2"	3"
A	2-5/16"	2-7/8"	3-1/2"	4-3/16"	4-15/16"	6"	7"	8-1/8"
B Hex.	1-1/8"	1-3/8"	1-3/4"	2-1/8"	2-1/2"	3"	3-1/2"	4-1/8"
C (diameter)	1-1/8"	1-1/2"	1-15/16"	2-3/8"	2-13/16"	3-11/16"	4-1/2"	5-5/16"
Flow Coef. Cv.	6	12	25	44	65	230	275	265
Opening Pressure psig	0.20	0.17	0.15	0.15	0.14	0.13	0.13	0.13
Quantity								



Emergency Oxygen Connection Box Assembly

All specifications are nominal and subject to change without notice.

Warranty:
See Allied Statement of Warranties for details.

© 2005 Allied Healthcare Products, Inc.® Printed in USA

Customer Service:

USA: (800) 444-3960
FAX: (314) 771-7537
Canada/Mexico: (800) 446-0552
FAX: (800) 246-6201
International: (314) 268-1683
FAX: (314) 771-5183



1720 Sublette Avenue
St. Louis, MO 63110 USA
(314) 771-2400
www.alliedhpi.com
ISO 9001 CERTIFIED

Product Specification